



Getting started at

Erina High School

A guide for year 7 students



2024

My Name

My first day at Erina High School



My Day 1



09:00

School Assembly in MPC



09:30

Year Meeting in MPC
Receive your timetable

10:10

Go to Period 2 with your teacher

11:10

Break 1 in the playground



11:40

Go to Period 3 on your timetable

12:40

Go to Period 4 on your timetable

01:40

Break 2 in the playground



02:10

Go to Period 5 on your timetable

02:40

Go to MPC with your teacher



03:10

End of your first day

People I need to know to get started at Erina



Mr Broadbent
Principal



Mr Mallon
Deputy Principal
Year 7, 9, 11



Mr Joyce
Deputy Principal
Year 8, 10, 12



Mr Avis
Year 7 Advisor



Ms Kearney
Head Teacher
Wellbeing



Ms Cairns
Wellbeing Support



Mr Ward
Head Teacher
Technology
Masterclass



Kate
Reception

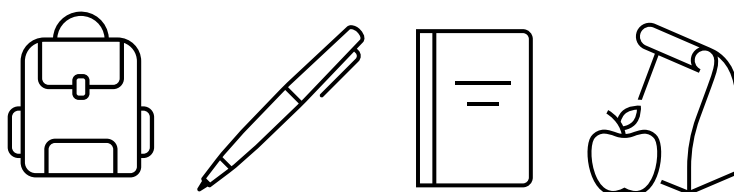


Mr Green
Librarian
NEXUS Teacher

What do I need to bring on my first day?

On your first day at school, you will need to bring in your bag:

- ✓ A pencil case
- ✓ 4 x exercise books (128 page A4 size)
- ✓ Recess and Lunch
- ✓ Opal card if catching a bus
- ✓ Your getting started at Erina High School booklet (this booklet)



The Bell Times

Monday, Wed, Thursday, Friday		Tuesday	
PERIOD	TIME	PERIOD	TIME
Roll Call	9:00 – 9:10	Roll Call	9:00 - 9:10
1	9:10 – 10:10	1	9:10 – 10:05
2	10:10 – 11:10	2	10:05 – 11:00
Break 1	11:10 – 11:40	Break 1	11:00 – 11:30
3	11:40 – 12:40	3	11:30 – 12:25
4	12:40 – 1:40	Break 2	12:25 – 12:55
Break 2	1:40 - 2:10	4	12:55 - 1:50
5	2:10 – 3:10	5	1:50 – 2:35

*Tuesday is a different day from all other days due to Masterclass.

What I need to wear



OUR UNIFORM

TOP HALF

- NAVY POLO SHIRT
- LEMON EHS BLOUSE
- NAVY JUMPER/HOODIE
 - NO BRAND LOGOS



LOWER HALF

- GREY TAILORED SHORTS - BOYS
- NAVY TAILORED SHORTS - GIRLS
 - (NO BRAND LOGOS)
- GREEN EHS SKIRT
- BLACK SHOES



TUESDAY'S

- YELLOW EHS POLO SHIRT
- BLACK EHS SPORT SHORTS
 - (NO BRAND LOGOS)
- BLACK TRAINERS



Reading my timetable

You will be given your timetable on the first day of school.

There are 10 days in a timetable divided into Week A and Week B.

Each period on your timetable has a class name, room and teacher name.

Make sure that you pack the correct equipment for the classes that you have each day.

If the room for your PDHPE class is the OVAL, CANT or FIELD – make sure to pack your sport uniform.

	MONDAY	TUESDAY	
Roll Call	Roll Call Yr7 (7ROL1) Room: A4 T Carpenter	Roll Call Yr7 (7ROL1) Room: A4 T Carpenter	
Period 1	Nexus Yr7 (7NEXE) Room: D7 P Green	English Yr7 (7ENGE) Room: H6 F Smith	<div style="border: 1px solid black; padding: 5px; width: fit-content;"> English Yr7 (7ENGE) Room: H6 F Smith </div> <p>CLASS NAME (points to English Yr7)</p> <p>ROOM (points to H6)</p> <p>TEACHER (points to F Smith)</p>
Period 2	Music Yr7 (7MUSE) Room: J3 S Deakes	Mandatory Technology Yr7 (7MTE1) Room: D7 C Kekwick	
	BREAK 1	BREAK 1	
Period 3	Mathematics Yr7 (7MTHE) Room: D4 K Chand	Science Yr7 (7SCIE) Room: N1 B Harman	
Period 4	PDHPE Yr7 (7PDHE) Room: OVAL S Scully	BREAK 2	
	BREAK 2	Masterclass Yr7 (7MC3) Room: N3 G Ward	
Period 5	English Yr7 (7ENGE) Room: H6 F Smith	Masterclass Yr7 (7MC3) Room: N3 G Ward	

Subjects that I will study in Year 7

Year 7 Subjects

English

Maths $(a+b)^2$

Science

Geography

PDHPE

Music

Mandatory Technology

NEXUS

Masterclass

Learning to Learn

Wellbeing

Knowing my way around

ERINA HIGH SCHOOL



Ordering from the Canteen

The canteen can be accessed before school and during Break 1 & 2.

The canteen accepts cash and EFTPOS.(card only)

Students can also order food via the Flexischools app.



Going to the toilet during class time

1. Ask for a **note** from your teacher
2. Walk to the **front office** and pass the note to Kate
3. **Sign in** at the computer by typing your surname
4. Select **Toilet Pass**
5. You will need the **key** for the toilet

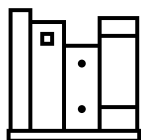
A form titled "EHS Out of Class Authority" with a school crest on the left. The form contains the following fields: Name: Harry Potter, Time: 10:32, Date: 3/2/24. Under "Reason:", "Toilet" is checked with a blue box, while "Library / Hub", "Office", and "Other" are unchecked. The "Signature:" field contains a blue ink signature. A small school crest is also present next to the "Reason:" label.

EHS Out of Class Authority
Name: Harry Potter
Time: 10:32 Date: 3/2/24
Reason: Toilet
 Library / Hub
 Office
 Other
Signature: [Signature]

Going to the library during break times

Students can go to the library during break times and before school for quiet reading and access to computers.

Students must be in the library no more than 10 minutes after the start of Break 1 or 2.



Catching the bus

At the end of the school day, go to the Bus COLA

Listen carefully for your bus number - a teacher will call the number of the bus as they arrive.

Line up at the gate and wait for instructions to board the bus.

A small number of students catch the bus from the Central Coast highway.



Afternoon Bus Numbers

Afternoon School Buses



Erina, Springfield, East Gosford



Springfield



Yattunga, Davistown



Saratoga, Davistown



Kincumber, Avoca, Copacabana



Kincumber, McMasters, Wagstaffe



Green Point, Saratoga, Davistown

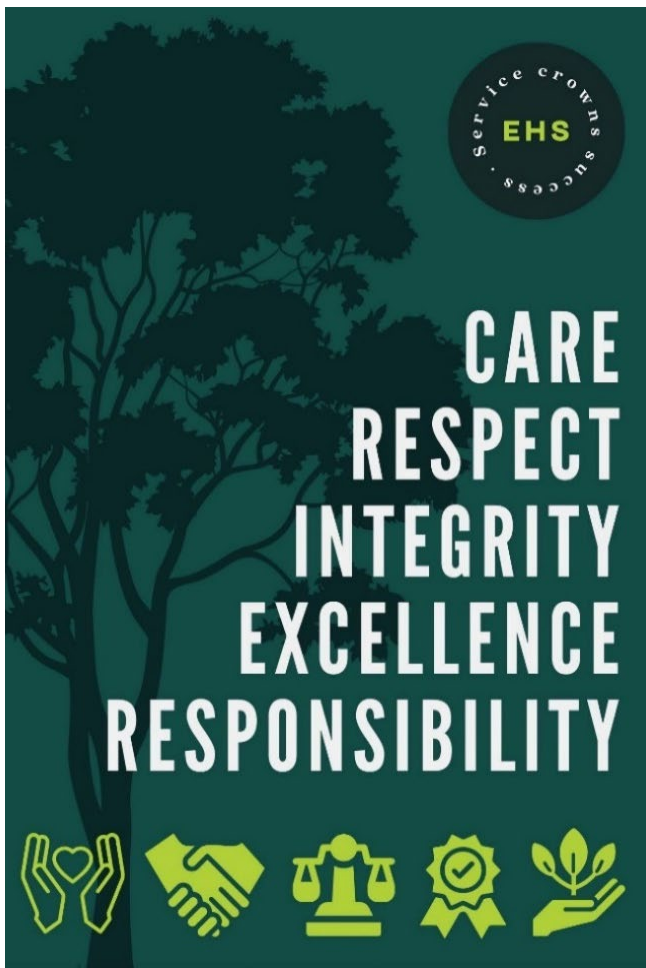
Some bus numbers are different on Tuesdays:



- S644 & S646 - Springfield, East Gosford
- 2590 - Yattalunga
- 2595 - Davistown
- 2578 - Saratoga, Davistown

Gosford & Erina Fair buses operate from Central Coast Hwy and depart regularly

What we value



Behaviour Code

FOR
STUDENTS

In NSW public schools students are expected to:

- Respect other students, their teachers and school staff and community members.
- Follow school and class rules and follow the directions of their teachers.
- Strive for the highest standards in learning.
- Respect all members of the school community and show courtesy to all students, teachers and community members.
- Resolve conflict respectfully, calmly and fairly.
- Comply with the school's uniform policy or dress code.
- Attend school every day (unless legally excused).
- Respect all property.
- Not be violent or bring weapons, illegal drugs, alcohol or tobacco into our schools.
- Not bully, harass, intimidate or discriminate against anyone in our schools.



How to use my phone pouch

Phones are banned in NSW schools.

You will be given a phone pouch to lock your phone away during the day.

Write your name on your pouch.



If you forget to bring your pouch, you will need to hand your phone in at the front office for the day.

Key Events for Semester 1

2024



School starts 9am every day

Finish 3:10pm Mon Wed Thur Fri; 2:35pm Tue



FIRST DAY OF HIGH SCHOOL



SWIMMING CARNIVAL



SCHOOL PHOTOS



NAPLAN BEGINS



SCHOOL ATHLETICS CARNIVAL



SCHOOL CROSS COUNTRY



YEAR 7 CAMP



Year 7 Camp

YEAR 7 CAMP 2024



WHEN?



WHERE?

Great Aussie Bush Camp - Lake Macquarie Camp

WHO?

All of Year 7 invited - don't panic there is a spot for everyone who wishes to come

WHAT NEXT?

Early Term 1, 2024 - camp notes will be sent home with details of:

- payment schedule
- what to bring
- camp activities
- staff attending

To secure your place, return permission note and pay \$50 deposit. Approximate total cost \$350

